






Diploma, Associate Degree or Certificate Student Outcomes Summary of Survey Results: 2019 to 2023

Applied filters:

Cohort
Respondents
Response Rate



English as a
Second Language

Credentials are based on those who had taken previous post secondary education.
Respondents could report more than one type of post secondary

Diploma, Associate Degree or Certificate Student Outcomes Summary of Survey Results: 2019 to 2023

Applied filters:
CPCVCCEventPlanning;

Cohort	20
Respondents	11
Response Rate	55%

Employment Outcomes

Of those employed: n = 7

The "Employment rate" is the number employed as a percentage of all respondents. The "Unemployment rate" is the number of unemployed as a percentage of respondents in the labour force.

Weekly Hours Worked
(median, main job)

40

Hourly Wage
(median, main job)

\$22

Hourly Wage Group (main job)

Skills and Knowledge Gained
Useful in

# Employed	% of those employed
------------	---------------------

Total of top occupations		
Total employed	7	

Diploma, Associate Degree, and Certificate Student Outcomes

Summary of Survey Results: 2019 to 2023

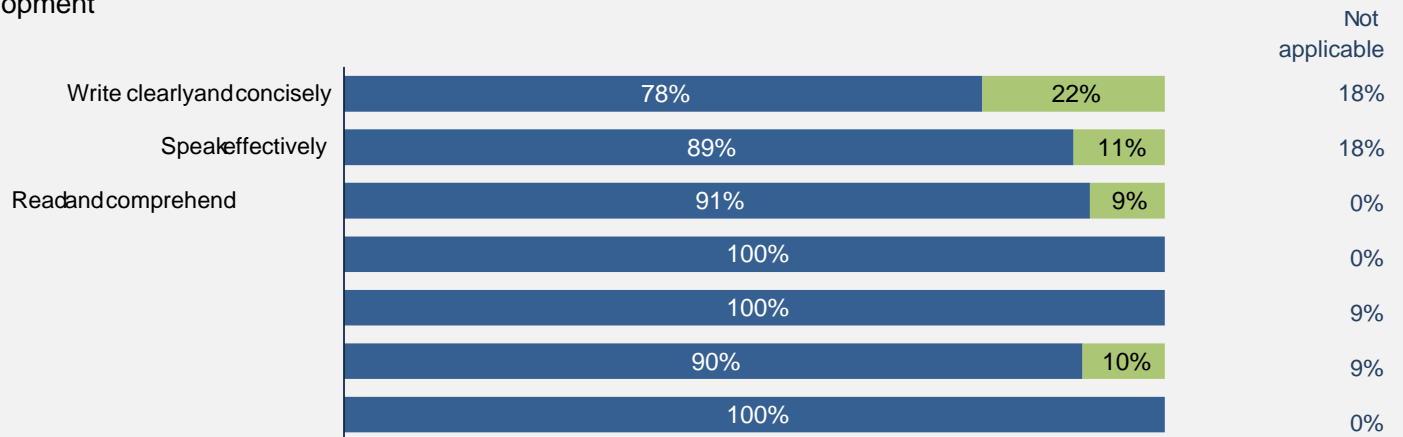
Applied filters:
CPCVCCEventPlanning;

Cohort	20
Respondents	11
Response Rate	55%

Skill Development and Post-Secondary Experience

100% said they were very satisfied or satisfied with the education they received.

Skill Development



Percentages are based on those who gave a valid rating, excluding those who said Not applicable.

Satisfaction with Post-Secondary Experience

Satisfaction	Not applicable
	0%
	0%
	0%
	0%
	0%

Percentages are based on those who gave a valid rating, excluding those who said Not applicable.